



g) Flls	-	-	-	-	-	-	-	-	-
h) Foreign Venture Capital Funds	-	-	-	-	-	-	-	-	-
i) Others (specify)	-	-	-	-	-	-	-	-	-
<b>Sub-Total (B)(1):</b>	-	-	-	-	-	-	-	-	-
<b>(2) Non-Institutions</b>									
<b>a) Bodies Corporate</b>									
i) Indian	-	-	-	-	-	-	-	-	-
ii) Overseas	-	-	-	-	-	-	-	-	-
<b>b) Individuals</b>									
i) Individual shareholders holding nominal share capital upto Rs. 1 lakh	-	-	-	-	-	72,034	72,034	2.93	-
ii) Individual shareholders holding nominal share capital in excess of Rs. 1 lakh	-	17,67,200	17,67,200	83.75	-	20,34,866	20,34,866	82.66	(1.09)
<b>c) Others (specify)</b>	-	-	-	-	-	10,300	10,300	0.42	0.42
<b>Sub-Total (B)(2):</b>	-	<b>17,67,200</b>	<b>17,67,200</b>	<b>83.75</b>	-	<b>21,17,200</b>	<b>21,17,200</b>	<b>86.01</b>	<b>(0.67)</b>
<b>Total Public Shareholding (B)=(B)(1)+(B)(2)</b>	-	<b>17,67,200</b>	<b>17,67,200</b>	<b>83.75</b>	-	<b>21,17,200</b>	<b>21,17,200</b>	<b>86.01</b>	<b>(0.67)</b>
<b>C. Shares held by Custodian for GDRs &amp; ADRs</b>	-	-	-	-	-	-	-	-	-
<b>Grand Total</b>	-	<b>21,10,000</b>	<b>21,10,000</b>	<b>100.00</b>	-	<b>24,61,667</b>	<b>24,61,667</b>	<b>100.00</b>	<b>(2.93)</b>

ii) Shareholding of Promoters:

Sr. No.	Shareholder's Name	Shareholding at the beginning of the year			Shareholding at the end of the year			% change in shareholding during the year
		No. of Shares	% of total shares of the Company	% of Shares Pledged / encumbered to total shares	No. of Shares	% of total shares of the Company	% of Shares Pledged / encumbered to total shares	
1.	Pawan Kumar Sharma	76000	3.60	-	76000	3.09	-	-
2.	Rakesh Sharma	214600	10.17	-	214600	8.72	-	-
3.	Vijendra Bangar	10000	0.47	-	11667	0.47	-	-
4.	Vijay Kumar Jain	42200	2.00	-	42200	1.71	-	-
	<b>Total</b>	<b>342800</b>	<b>16.25</b>	<b>-</b>	<b>344467</b>	<b>13.99</b>	<b>-</b>	<b>-</b>

iii) Change in Promoters' Shareholding ( please specify, if there is no change):

S.No.	For each of the top ten shareholders	Shareholding at the beginning of the year		Date	Increase /Decrease in share holding	Reason	Cumulative shareholding during the year	
		No. of shares	% of total				No. of shares	% of total
1	Vijendra Bangar	10000	0.47%	01-04-2019	-	-	10,000	0.47%
				09-09-2019	1,667	Allotment	11,667	0.47
				31-03-2020	-	-	11,667	

iv) Shareholding Pattern of top ten Shareholders (other than Directors, Promoters and Holders of GDRs and ADRs):

Sr. No.	For Each of the Top 10 Shareholders	Shareholding at the beginning of the year		Cumulative Shareholding during the year	
		No. of shares	% of total shares of the company	No. of shares	% of total shares of the company
1.	<b>Santosh Bala Mittal</b>				
	At the beginning of the year	3,00,000	14.22	-	-
	Datewise Increase / Decrease in Promoters Shareholding during the year specifying the reasons for increase / decrease (e.g. allotment / transfer / bonus / sweat equity etc.)			15000	-
	At the end of the year	3,15,000	12.80	3,15,000	12.80

2	<b>Laxmi Devi &amp; Pawan Kumar Sharma</b>				
	At the beginning of the year	2,13,100	10.10	-	-
	Datewise Increase / Decrease in Promoters Shareholding during the year specifying the reasons for increase / decrease (e.g. allotment / transfer / bonus / sweat equity etc.)			-	-
	At the end of the year	2,13,100	10.10	2,13,100	10.10
3	<b>Kusum Bangar</b>				
	At the beginning of the year	1,29,500	6.14	-	-
	Datewise Increase / Decrease in Promoters Shareholding during the year specifying the reasons for increase / decrease (e.g. allotment / transfer / bonus / sweat equity etc.)	Allotment of Shares on 09/09/2019		10000	-
	At the end of the year	1,39,500	5.67	1,39,500	5.67
4	<b>Ritu Sharma</b>				
	At the beginning of the year	1,05,500	5.00	-	-
	Datewise Increase / Decrease in Promoters Shareholding during the year specifying the reasons for increase / decrease (e.g. allotment / transfer / bonus / sweat equity etc.)	Allotment of Shares on 09/09/2019		17383	-
	At the end of the year	1,22,883	4.99	1,22,883	4.99
5	<b>Vaibhav Sharma</b>				
	At the beginning of the year	1,05,500	5.00	-	-
	Datewise Increase / Decrease in Promoters Shareholding during the year specifying the reasons for increase / decrease (e.g. allotment / transfer / bonus / sweat equity etc.)	Allotment of Shares on 09/09/2019		17083	-
	At the end of the year	1,22,583	5.81	1,22,583	4.98
6	<b>Dwarka Prasad Sharma</b>				
	At the beginning of the year	99,800	4.73	-	-
	Datewise Increase / Decrease in Promoters Shareholding during the year specifying the reasons for increase / decrease (e.g. allotment / transfer / bonus / sweat equity etc.)			-	-
	At the end of the year	99,800	4.73	99,800	4.05
7	<b>Manoj Sharma</b>				
	At the beginning of the year	99,800	4.73	-	-
	Datewise Increase / Decrease in Promoters Shareholding during the year specifying the reasons for increase / decrease (e.g. allotment / transfer / bonus / sweat equity etc.)			-	-
	At the end of the year	99,800	4.73	99,800	4.05
8	<b>Vimal Sharma</b>				
	At the beginning of the year	99,800	4.73	-	-
	Datewise Increase / Decrease in Promoters Shareholding during the year specifying the reasons for increase / decrease (e.g. allotment / transfer / bonus / sweat equity etc.)			-	-
	At the end of the year	99,800	4.73	99,800	4.05
9	<b>Ram Lal</b>				
	At the beginning of the year	99,800	4.73	-	-

	Datewise Increase / Decrease in Promoters Shareholding during the year specifying the reasons for increase / decrease (e.g. allotment / transfer / bonus / sweat equity etc.)				
	At the end of the year	99,800	4.73	99,800	4.05
10	<b>Meena Yogesh Parmar</b>				
	At the beginning of the year	99,800	4.73	-	-
	Datewise Increase / Decrease in Promoters Shareholding during the year specifying the reasons for increase / decrease (e.g. allotment / transfer / bonus / sweat equity etc.)				
	At the end of the year	99,800	4.73	99,800	4.05

**v) Shareholding of Directors and Key Managerial Personnel:**

Sr. No.	For Each of the Directors and KMP	Shareholding at the beginning of the year		Cumulative Shareholding during the year	
		No. of shares	% of total shares of	No. of shares	% of total shares
1.	<b>Pawan Kumar Sharma</b>				
	At the beginning of the year	76,000	3.60		
	Datewise Increase / Decrease in Promoters Shareholding during the year specifying the reasons for increase / decrease (e.g. allotment / transfer / bonus / sweat equity etc.)				
	At the end of the year	76,000	3.09	76,000	3.09
2	<b>Rakesh Sharma</b>				
	At the beginning of the year	2,14,600	10.17		
	Datewise Increase / Decrease in Promoters Shareholding during the year specifying the reasons for increase / decrease (e.g. allotment / transfer / bonus / sweat equity etc.)				
	At the end of the year	2,14,600	8.72	2,14,600	8.72
3	<b>Vijendra Bangar</b>				
	At the beginning of the year	10,000	0.47	10,000	0.47
	Datewise Increase / Decrease in Promoters Shareholding during the year specifying the reasons for increase / decrease (e.g. allotment / transfer / bonus / sweat equity etc.)				
	At the end of the year	11,667	0.47	11,667	0.47
4	<b>Vijay Kumar Jain</b>				
	At the beginning of the year	42,200	2.00		
	Datewise Increase / Decrease in Promoters Shareholding during the year specifying the reasons for increase / decrease (e.g. allotment / transfer / bonus / sweat equity etc.)				
	At the end of the year	42,200	1.71	42,200	1.71

**vi) Indebtedness:**

**Indebtedness of the Company including interest outstanding/accrued but not due for payment:**

	Secured Loans	Unsecured	Deposits	Total
<b>Indebtedness at the beginning of the</b>				
i) Principal Amount	-	-	-	-
ii) Interest due but not paid	-	-	-	-
iii) Interest accrued but not due	-	-	-	-
<b>Total (i+ii+iii)</b>	-	-	-	-
<b>Change in Indebtedness during the</b>				
Addition	-	70,13,397.00	-	70,13,397.00
Reduction	-	-	-	-

<b>Net Change</b>	-	70,13,397.00	-	70,13,397.00
<b>Indebtedness at the end of the financial</b>				
i) Principal Amount	-	70,13,397.00	-	70,13,397.00
ii) Interest due but not paid	-	-	-	-
iii) Interest accrued but not due	-	-	-	-
<b>Total (i+ii+iii)</b>	-	70,13,397.00	-	70,13,397.00

**vii) Remuneration Of Directors And Key Managerial Personnel :**

**A. Remuneration to Managing Director, Whole-time Directors and/or Manager:**

Sr. No.	Particulars of Remuneration	Name of MD / WTD / Manager			Total Amount
		Rakesh Sharma-Managing Director	Pawan Kumar Sharma-WTD		
1.	Gross Salary	-	-	-	-
	(a) Salary as per Provisions	3,00,000.00	4,50,000.00	-	7,50,000.00
	(b) Value of Perquisites u/s 17(2) of	-	-	-	-
	(c) Profits in lieu of Salary u/s 17(3)	-	-	-	-
2.	Stock Option	-	-	-	-
3.	Sweat Equity	-	-	-	-
4.	Commission	-	-	-	-
	- as % of Profit	-	-	-	-
	- Others, specify...	-	-	-	-
5.	Others, Please specify	-	-	-	-
	Total (A)	3,00,000.00	4,50,000.00	-	7,50,000.00
	Ceiling as per the Act	-	-	-	-

**B. Remuneration to Other Directors:**

Sr. No.	Particulars of Remuneration	Name of Directors			Total Amount
		----	----	----	
1.	Independent Directors	NIL	NIL	NIL	NIL
	- Fees for attending board committee meeting	NIL	NIL	NIL	NIL
	- Commission	NIL	NIL	NIL	NIL
	- Others, Please specify	NIL	NIL	NIL	NIL
	Total (1)	NIL	NIL	NIL	NIL
2.	Other Non-Executive Directors	NIL	NIL	NIL	NIL
	- Fees for attending board	NIL	NIL	NIL	NIL
	- Commission	NIL	NIL	NIL	NIL
	- Others, Please specify	NIL	NIL	NIL	NIL
	Total (2)	NIL	NIL	NIL	NIL
	Total (B) = (1 + 2)	NIL	NIL	NIL	NIL
	Total Managerial Remuneration	NIL	NIL	NIL	NIL
	Overall Ceiling as per the Act	NIL	NIL	NIL	NIL

**C. Remuneration to Key Managerial Personnel other than MD/Manager/WTD:**

Sr. No.	Particulars of Remuneration	Key Managerial Personnel			Total Amount
		CEO	Company Secretary	CFO	
1.	Gross Salary	NIL	NIL	NIL	NIL
	(a) Salary as per Provisions	NIL	NIL	NIL	NIL
	(b) Value of Perquisites u/s 17(2) of	NIL	NIL	NIL	NIL
	(c) Profits in lieu of Salary u/s 17(3)	NIL	NIL	NIL	NIL
2.	Stock Option	NIL	NIL	NIL	NIL
3.	Sweat Equity	NIL	NIL	NIL	NIL
4.	Commission	NIL	NIL	NIL	NIL
	- as % of Profit	NIL	NIL	NIL	NIL
	- Others, specify...	NIL	NIL	NIL	NIL
5.	Others, Please specify	NIL	NIL	NIL	NIL
	Total (A)	NIL	NIL	NIL	NIL
	Ceiling as per the Act	NIL	NIL	NIL	NIL

**viii) Penalties / Punishment/ Compounding of Offences:**

Type	Section of	Brief	Details of Penalty /	Authority	Appeal
<b>A. COMPANY</b>					
Penalty			None		
Punishment					
Compounding					
<b>B. DIRECTORS</b>					
Penalty			None		
Punishment					
Compounding					

**C. OTHER OFFICERS IN DEFAULT**

Penalty	None
Punishment	
Compounding	

By the order of the Board of Directors  
FOR FOX CAPITAL PRIVATE LIMITED

Sd/-  
(Pawan Kumar Sharma)  
Whole-Time Director  
DIN :01001836

June 30, 2020  
Jaipur

Sd/-  
(Rakesh Sharma)  
Managing Director  
DIN: 06565879

# FORM NO. MGT-7

[Pursuant to sub-Section(1) of section 92 of the Companies Act, 2013 and sub-rule (1) of rule 11of the Companies (Management and Administration) Rules, 2014]



सत्यमेव जयते

# Annual Return

Form language  English  Hindi

Refer the instruction kit for filing the form.

## I. REGISTRATION AND OTHER DETAILS

(i) \* Corporate Identification Number (CIN) of the company

U65999RJ2018PTC062609

Pre-fill

Global Location Number (GLN) of the company

\* Permanent Account Number (PAN) of the company

AADCF5224B

(ii) (a) Name of the company

FOX CAPITAL PRIVATE LIMITED

(b) Registered office address

P. No. 122, 1st Floor, Dhuleshwar Garden Hathroi,  
C-Scheme  
JAIPUR  
Jaipur  
Rajasthan  
302001

(c) \*e-mail ID of the company

info@foxcapital.in

(d) \*Telephone number with STD code

01414924460

(e) Website

(iii) Date of Incorporation

05/10/2018

(iv)	Type of the Company	Category of the Company	Sub-category of the Company
	Private Company	Company limited by shares	Indian Non-Government company

(v) Whether company is having share capital

Yes  No

(vi) \*Whether shares listed on recognized Stock Exchange(s)

Yes  No

(vii) \*Financial year From date  (DD/MM/YYYY) To date  (DD/MM/YYYY)

(viii) \*Whether Annual general meeting (AGM) held  Yes  No

(a) If yes, date of AGM

(b) Due date of AGM

(c) Whether any extension for AGM granted  Yes  No

## II. PRINCIPAL BUSINESS ACTIVITIES OF THE COMPANY

\*Number of business activities

S.No	Main Activity group code	Description of Main Activity group	Business Activity Code	Description of Business Activity	% of turnover of the company
1	K	Financial and insurance Service	K8	Other financial activities	100

## III. PARTICULARS OF HOLDING, SUBSIDIARY AND ASSOCIATE COMPANIES (INCLUDING JOINT VENTURES)

\*No. of Companies for which information is to be given

S.No	Name of the company	CIN / FCRN	Holding/ Subsidiary/Associate/ Joint Venture	% of shares held
1				

## IV. SHARE CAPITAL, DEBENTURES AND OTHER SECURITIES OF THE COMPANY

### (i) \*SHARE CAPITAL

#### (a) Equity share capital

Particulars	Authorised capital	Issued capital	Subscribed capital	Paid up capital
Total number of equity shares	5,000,000	2,461,667	2,461,667	2,461,667
Total amount of equity shares (in Rupees)	50,000,000	24,616,670	24,616,670	24,616,670

Number of classes

Class of Shares	Authorised capital	Issued capital	Subscribed capital	Paid up capital
<input type="text"/>				
Number of equity shares	2,500,000	2,461,667	2,461,667	2,461,667



Nominal value per share (in rupees)	10	10	10	10
Total amount of equity shares (in rupees)	25,000,000	24,616,670	24,616,670	24,616,670

**(b) Preference share capital**

Particulars	Authorised capital	Issued capital	Subscribed capital	Paid-up capital
Total number of preference shares	0	0	0	0
Total amount of preference shares (in rupees)	0	0	0	0

Number of classes

0

Class of shares	Authorised capital	Issued capital	Subscribed capital	Paid up capital
Number of preference shares				
Nominal value per share (in rupees)				
Total amount of preference shares (in rupees)				

**(c) Unclassified share capital**

Particulars	Authorised Capital
Total amount of unclassified shares	0

**(d) Break-up of paid-up share capital**

Class of shares	Number of shares	Total nominal amount	Total Paid-up amount	Total premium
<b>Equity shares</b>				
<b>At the beginning of the year</b>	2,110,000	21,100,000	21,100,000	
<b>Increase during the year</b>	351,667	3,516,670	3,516,670	0
i. Public Issues	0	0	0	
ii. Rights issue	351,667	3,516,670	3,516,670	
iii. Bonus issue	0	0	0	
iv. Private Placement/ Preferential allotment	0	0	0	
v. ESOPs	0	0	0	
vi. Sweat equity shares allotted	0	0	0	
vii. Conversion of Preference share	0	0	0	

viii. Conversion of Debentures	0	0	0	
ix. GDRs/ADRs	0	0	0	
x. Others, specify				
<input type="text"/>				
<b>Decrease during the year</b>	0	0	0	0
i. Buy-back of shares	0	0	0	
ii. Shares forfeited	0	0	0	
iii. Reduction of share capital	0	0	0	
iv. Others, specify				
<input type="text"/>				
<b>At the end of the year</b>	2,461,667	24,616,670	24,616,670	
<b>Preference shares</b>				
<b>At the beginning of the year</b>	0	0	0	
<b>Increase during the year</b>	0	0	0	0
i. Issues of shares	0	0	0	
ii. Re-issue of forfeited shares	0	0	0	
iii. Others, specify				
<input type="text"/>				
<b>Decrease during the year</b>	0	0	0	0
i. Redemption of shares	0	0	0	
ii. Shares forfeited	0	0	0	
iii. Reduction of share capital	0	0	0	
iv. Others, specify				
<input type="text"/>				
<b>At the end of the year</b>	0	0	0	

(ii) Details of stock split/consolidation during the year (for each class of shares)

Class of shares		(i)	(ii)	(iii)
Before split / Consolidation	Number of shares			
	Face value per share			
After split / Consolidation	Number of shares			
	Face value per share			

**(iii) Details of shares/Debentures Transfers since closure date of last financial year (or in the case of the first return at any time since the incorporation of the company) \***

Nil

[Details being provided in a CD/Digital Media]

Yes

No

Not Applicable

Separate sheet attached for details of transfers

Yes

No

Note: In case list of transfer exceeds 10, option for submission as a separate sheet attachment or submission in a CD/Digital Media may be shown.

Date of the previous annual general meeting		<input type="text"/>	
Date of registration of transfer (Date Month Year)		<input type="text"/>	
Type of transfer	<input type="text"/>	1 - Equity, 2- Preference Shares, 3 - Debentures, 4 - Stock	
Number of Shares/ Debentures/ Units Transferred	<input type="text"/>	Amount per Share/ Debenture/Unit (in Rs.)	<input type="text"/>
Ledger Folio of Transferor		<input type="text"/>	
Transferor's Name	<input type="text"/>	<input type="text"/>	<input type="text"/>
	Surname	middle name	first name
Ledger Folio of Transferee		<input type="text"/>	
Transferee's Name	<input type="text"/>	<input type="text"/>	<input type="text"/>
	Surname	middle name	first name

Date of registration of transfer (Date Month Year) <input type="text"/>			
Type of transfer	<input type="text"/>	1 - Equity, 2- Preference Shares,3 - Debentures, 4 - Stock	
Number of Shares/ Debentures/ Units Transferred	<input type="text"/>	Amount per Share/ Debenture/Unit (in Rs.)	<input type="text"/>
Ledger Folio of Transferor <input type="text"/>			
Transferor's Name	<input type="text"/>	<input type="text"/>	<input type="text"/>
	Surname	middle name	first name
Ledger Folio of Transferee <input type="text"/>			
Transferee's Name	<input type="text"/>	<input type="text"/>	<input type="text"/>
	Surname	middle name	first name

(iv) \*Indebtedness including debentures (Outstanding as at the end of financial year)

Particulars	Number of units	Nominal value per unit	Total value
Non-convertible debentures	0	0	0
Partly convertible debentures	0	0	0
Fully convertible debentures	0	0	0
Secured Loans (including interest outstanding/accrued but not due for payment) excluding deposits			0
Unsecured Loans (including interest outstanding/accrued but not due for payment) excluding deposits			7,013,397
Deposit			0
<b>Total</b>			<b>7,013,397</b>

Details of debentures

Class of debentures	Outstanding as at the beginning of the year	Increase during the year	Decrease during the year	Outstanding as at the end of the year
Non-convertible debentures	0	0	0	0
Partly convertible debentures	0	0	0	0
Fully convertible debentures	0	0	0	0

(v) Securities (other than shares and debentures)

0

Type of Securities	Number of Securities	Nominal Value of each Unit	Total Nominal Value	Paid up Value of each Unit	Total Paid up Value
Total					

V. \*Turnover and net worth of the company (as defined in the Companies Act, 2013)

(i) Turnover

2,886,011.91

(ii) Net worth of the Company

23,301,616.64

VI. (a) \*SHARE HOLDING PATTERN - Promoters

S. No.	Category	Equity	Preference
--------	----------	--------	------------

		Number of shares	Percentage	Number of shares	Percentage
1.	Individual/Hindu Undivided Family				
	(i) Indian	659,467	26.79	0	
	(ii) Non-resident Indian (NRI)	0	0	0	
	(iii) Foreign national (other than NRI)	0	0	0	
2.	Government				
	(i) Central Government	0	0	0	
	(ii) State Government	0	0	0	
	(iii) Government companies	0	0	0	
3.	Insurance companies	0	0	0	
4.	Banks	0	0	0	
5.	Financial institutions	0	0	0	
6.	Foreign institutional investors	0	0	0	
7.	Mutual funds	0	0	0	
8.	Venture capital	0	0	0	
9.	Body corporate (not mentioned above)	0	0	0	
10.	Others	0	0	0	
	<b>Total</b>	659,467	26.79	0	0

**Total number of shareholders (promoters)**

5

**(b) \*SHARE HOLDING PATTERN - Public/Other than promoters**

S. No.	Category	Equity		Preference	
		Number of shares	Percentage	Number of shares	Percentage
1.	Individual/Hindu Undivided Family				
	(i) Indian	1,791,900	72.79	0	
	(ii) Non-resident Indian (NRI)	0	0	0	
	(iii) Foreign national (other than NRI)	0	0	0	

2.	Government				
	(i) Central Government	0	0	0	
	(ii) State Government	0	0	0	
	(iii) Government companies	0	0	0	
3.	Insurance companies	0	0	0	
4.	Banks	0	0	0	
5.	Financial institutions	0	0	0	
6.	Foreign institutional investors	0	0	0	
7.	Mutual funds	0	0	0	
8.	Venture capital	0	0	0	
9.	Body corporate (not mentioned above)	0	0	0	
10.	Others            Others	10,300	0.42	0	
	<b>Total</b>	1,802,200	73.21	0	0

**Total number of shareholders (other than promoters)**

54

**Total number of shareholders (Promoters+Public/  
Other than promoters)**

59

**VII. \*NUMBER OF PROMOTERS, MEMBERS, DEBENTURE HOLDERS  
(Details, Promoters, Members (other than promoters), Debenture holders)**

Details	At the beginning of the year	At the end of the year
Promoters	4	5
Members (other than promoters)	16	54
Debenture holders	0	0

**VIII. DETAILS OF DIRECTORS AND KEY MANAGERIAL PERSONNEL**

**(A) \*Composition of Board of Directors**

Category	Number of directors at the beginning of the year		Number of directors at the end of the year		Percentage of shares held by directors as at the end of year	
	Executive	Non-executive	Executive	Non-executive	Executive	Non-executive

<b>A. Promoter</b>	4	0	6	0	26.78	0
<b>B. Non-Promoter</b>	0	0	0	0	0	0
(i) Non-Independent	0	0	0	0	0	0
(ii) Independent	0	0	0	0	0	0
<b>C. Nominee Directors representing</b>	0	0	0	0	0	0
(i) Banks & FIs	0	0	0	0	0	0
(ii) Investing institutions	0	0	0	0	0	0
(iii) Government	0	0	0	0	0	0
(iv) Small share holders	0	0	0	0	0	0
(v) Others	0	0	0	0	0	0
Total	4	0	6	0	26.78	0

**Number of Directors and Key managerial personnel (who is not director) as on the financial year end date**

6

**(B) (i) \*Details of directors and Key managerial personnel as on the closure of financial year**

Name	DIN/PAN	Designation	Number of equity share(s) held	Date of cessation (after closure of financial year : If any)
PAWAN KUMAR SHAR	01001836	Whole-time directo	76,000	
RAKESH SHARMA	06565879	Managing Director	214,600	
SANTOSH BALA MITTA	08657327	Additional director	315,000	
VIJAY KUMAR JAIN	05206133	Director	42,200	
VIJENDRA BANGAR	00011300	Director	11,667	
RAJNI RAJNI	07939707	Additional director	0	30/06/2020

**(ii) Particulars of change in director(s) and Key managerial personnel during the year**

4



Name	DIN/PAN	Designation at the beginning / during the financial year	Date of appointment/ change in designation/ cessation	Nature of change (Appointment/ Change in designation/ Cessation)
RAKESH SHARMA	06565879	Managing Director	17/10/2019	Change in Designation
PAWAN KUMAR SHAR	01001836	Whole-time director	17/10/2019	Change in Designation
SANTOSH BALA MITT	08657327	Additional director	02/01/2020	Appointment
RAJNI RAJNI	07939707	Additional director	20/12/2019	Appointment

## IX. MEETINGS OF MEMBERS/CLASS OF MEMBERS/BOARD/COMMITTEES OF THE BOARD OF DIRECTORS

### A. MEMBERS/CLASS /REQUISITIONED/NCLT/COURT CONVENED MEETINGS

Number of meetings held

1

Type of meeting	Date of meeting	Total Number of Members entitled to attend meeting	Attendance	
			Number of members attended	% of total shareholding
Annual General Meeting	17/08/2019	20	12	68.08

### B. BOARD MEETINGS

\*Number of meetings held

12

S. No.	Date of meeting	Total Number of directors associated as on the date of meeting	Attendance	
			Number of directors attended	% of attendance
1	14/06/2019	4	4	100
1	28/06/2019	4	4	100
1	01/07/2019	4	4	100
1	19/08/2019	4	4	100
1	21/08/2019	4	4	100
1	09/09/2019	4	4	100
1	27/09/2019	4	4	100
1	17/10/2019	4	4	100
1	28/11/2019	4	4	100

S. No.	Date of meeting	Total Number of directors associated as on the date of meeting	Attendance	
			Number of directors attended	% of attendance
1	20/12/2019	4	4	100
1	02/01/2020	5	5	100
1	13/01/2020	6	6	100

### C. COMMITTEE MEETINGS

Number of meetings held

S. No.	Type of meeting	Date of meeting	Total Number of Members as on the date of the meeting	Attendance	
				Number of members attended	% of attendance
1					

### D. \*ATTENDANCE OF DIRECTORS

S. No.	Name of the director	Board Meetings			Committee Meetings			Whether attended AGM held on
		Number of Meetings which director was entitled to attend	Number of Meetings attended	% of attendance	Number of Meetings which director was entitled to attend	Number of Meetings attended	% of attendance	
		(Y/N/NA)						
1	PAWAN KUM.	12	12	100	0	0	0	Yes
2	RAKESH SH/	12	12	100	0	0	0	Yes
3	SANTOSH BA	1	1	100	0	0	0	Yes
4	VIJAY KUMAF	12	12	100	0	0	0	Yes
5	VIJENDRA BA	12	12	100	0	0	0	Yes
6	RAJNI RAJNI	2	2	100	0	0	0	No

### X. \*REMUNERATION OF DIRECTORS AND KEY MANAGERIAL PERSONNEL

Nil

Number of Managing Director, Whole-time Directors and/or Manager whose remuneration details to be entered

S. No.	Name	Designation	Gross Salary	Commission	Stock Option/ Sweat equity	Others	Total Amount
1	RAKESH SHARMA	Managing Director	300,000	0	0	0	300,000
2	PAWAN KUMAR SHARMA	Wholetime Director	450,000	0	0	0	450,000
	Total						

Number of CEO, CFO and Company secretary whose remuneration details to be entered

0

S. No.	Name	Designation	Gross Salary	Commission	Stock Option/ Sweat equity	Others	Total Amount
1							0
	Total						

Number of other directors whose remuneration details to be entered

0

S. No.	Name	Designation	Gross Salary	Commission	Stock Option/ Sweat equity	Others	Total Amount
1							0
	Total						

#### XI. MATTERS RELATED TO CERTIFICATION OF COMPLIANCES AND DISCLOSURES

\* A. Whether the company has made compliances and disclosures in respect of applicable provisions of the Companies Act, 2013 during the year  Yes  No

B. If No, give reasons/observations

#### XII. PENALTY AND PUNISHMENT - DETAILS THEREOF

(A) DETAILS OF PENALTIES / PUNISHMENT IMPOSED ON COMPANY/DIRECTORS /OFFICERS  Nil

Name of the company/ directors/ officers	Name of the court/ concerned Authority	Date of Order	Name of the Act and section under which penalised / punished	Details of penalty/ punishment	Details of appeal (if any) including present status

(B) DETAILS OF COMPOUNDING OF OFFENCES  Nil

Name of the company/ directors/ officers	Name of the court/ concerned Authority	Date of Order	Name of the Act and section under which offence committed	Particulars of offence	Amount of compounding (in Rupees)

**XIII. Whether complete list of shareholders, debenture holders has been enclosed as an attachment**

Yes  No

**XIV. COMPLIANCE OF SUB-SECTION (2) OF SECTION 92, IN CASE OF LISTED COMPANIES**

In case of a listed company or a company having paid up share capital of Ten Crore rupees or more or turnover of Fifty Crore rupees or more, details of company secretary in whole time practice certifying the annual return in Form MGT-8.

Name

Whether associate or fellow  Associate  Fellow

Certificate of practice number

**I/We certify that:**

- (a) The return states the facts, as they stood on the date of the closure of the financial year aforesaid correctly and adequately.  
 (b) Unless otherwise expressly stated to the contrary elsewhere in this Return, the Company has complied with all the provisions of the Act during the financial year.  
 (c) The company has not, since the date of the closure of the last financial year with reference to which the last return was submitted or in the case of a first return since the date of the incorporation of the company, issued any invitation to the public to subscribe for any securities of the company.  
 (d) Where the annual return discloses the fact that the number of members, (except in case of a one person company), of the company exceeds two hundred, the excess consists wholly of persons who under second proviso to clause (ii) of sub-section (68) of section 2 of the Act are not to be included in reckoning the number of two hundred.

**Declaration**

I am Authorised by the Board of Directors of the company vide resolution no. ...  dated

(DD/MM/YYYY) to sign this form and declare that all the requirements of the Companies Act, 2013 and the rules made thereunder in respect of the subject matter of this form and matters incidental thereto have been complied with. I further declare that:

- Whatever is stated in this form and in the attachments thereto is true, correct and complete and no information material to the subject matter of this form has been suppressed or concealed and is as per the original records maintained by the company.
- All the required attachments have been completely and legibly attached to this form.

**Note: Attention is also drawn to the provisions of Section 447, section 448 and 449 of the Companies Act, 2013 which provide for punishment for fraud, punishment for false statement and punishment for false evidence respectively.**

**To be digitally signed by**

Director

PAWAN KUMAR SHARMA  
Digitally signed by PAWAN KUMAR SHARMA  
 Date: 2021.01.16 15:21:35 +05'30'

DIN of the director

**To be digitally signed by**

HARSHIT A SAXENA  
Digitally signed by HARSHIT A SAXENA  
 Date: 2021.01.16 15:32:24 +05'30'

- Company Secretary
- Company secretary in practice

Membership number

Certificate of practice number

**Attachments**

- 1. List of share holders, debenture holders
- 2. Approval letter for extension of AGM;
- 3. Copy of MGT-8;
- 4. Optional Attachement(s), if any

<b>Attach</b>
<b>Attach</b>
<b>Attach</b>
<b>Attach</b>

**List of attachments**

LOS.pdf
---------

**Remove attachment**

Modify


Check Form

Prescrutiny

Submit

---

**This eForm has been taken on file maintained by the Registrar of Companies through electronic mode and on the basis of statement of correctness given by the company**



Authorized Capital : Rs. 25000000/-

Paid-Up Capital : Rs. 24616670/-

## FOX CAPITAL LIST OF SHAREHOLDERS AS ON 31<sup>ST</sup> MARCH, 2020



Equity Share @10 Each						
SN	Ledge r Follo	Name	Address	Type of Share/Deb enture	Number of Shares/De bentures	Nominal Amount
1	1	Pawan Kumar Sharma	25, Dhuleshwar Garden Sardar Patel Marg C-scheme Jaipur 302001	Equity	76000	760000
2	2	Rakesh Sharma	B-20, Shilp Colony, Jhotwara Jaipur 302012	Equity	214600	2146000
3	3	Vijay Kumar Jain	Flat No 1543, Neelkanth Apartment, Sector 13, Rohini Avantika North-West Dehli 110085	Equity	42200	422000
4	4	Vijendra Bangar	B-73, Prem Path, Rajendra Marg, Bapu Nagar, Japiur-302015	Equity	11667	116670
5	5	Kamlesh Sharma	25, Dhuleshwar Garden Sardar Patel Marg C-scheme Jaipur 302001	Equity	75000	750000
6	6	Laxmi Devi And Pawan Kumar Sharma	25, Dhuleshwar Garden Sardar Patel Marg C-scheme Jaipur 302001	Equity	213100	2131000
7	7	Prachi Sharma	25, Dhuleshwar Garden Sardar. Patel Marg C-scheme Jaipur 302001	Equity	7278	72780
8	8	Santosh Bala Mittal	Mittal Colony, Ajmer Road Sodala Jaipur 302006	Equity	315000	3150000
9	9	Kaushik Kumar Sharma	C-310, Nirman Nagar, Ajmer Road-Jaipur-302019	Equity	15000	150000
10	10	Ritu Sharma	37, Goverdhan Colony, Ward No 23, New Sanganer Road, Sodala Jaipur-302019	Equity	122883	1228830
11	11	Dwarka Prasad Sharma	B-20, Shilp Colony, Jhotwara Jaipur 302012	Equity	99800	998000
12	12	Manoj Sharma	B-20, Shilp Colony, Jhotwara Jaipur 302012	Equity	99800	998000
13	13	Vimal Sharma	H.No. 240 Model Town Kapurthala Punjab 144601	Equity	99800	998000
14	14	Meena Yogesh Parmar	S.No 554/2, Plot No. 18/9, Flat No. 202, Nansy Palace, Salisbury Park, Opp Poonawala Bunglow, Gultekadi, Pune City, Pune 411037	Equity	99800	998000
15	15	Ram Lal	H/No 224/23, Mahajan olony, Main Mohalla, Batala Gurdaspur, Punjab 143505	Equity	99800	998000
16	16	Santosh Sharma	91, Bohara Krishi Farm Dhanash Jobner, Phulera, Jaipur-303628	Equity	500	5000
17	17	Neha Sharma	25, Dhuleshwar Garden Sardar Patel Marg C-scheme Jaipur 302001	Equity	80180	801800
18	18	Shilpa Sharma	A 1404, Salarpuria Senoreta, Sarjapur road, Kaikondarhalli,	Equity	55620	556200

**FOX CAPITAL PRIVATE LIMITED**


CIN : U65999RJ2018PTC062609

Registered Address : P. No. 122, 1st Floor, Dhuleshwar Garden, Harwar, C-Scheme, JAIPUR-302001

+91 141 492 4460 | info@foxcapital.in | www.foxcapital.in







19	19	Kewal Kishan	H.No 221, Manjhua Mohalla O/S Kapoori Gate, Batala, Gurudaspur Punjab 143505	Equity	47500	475000
20	20	Banarsi Sharma	B-20, Shilp Colony, Jhotwara Jaipur 302012	Equity	84800	848000
21	21	Kusum Bangar	B-73, Prem Path, Rajendra Marg, Babu Nagar, Japiur-302015	Equity	139500	1395000
22	22	Nirmala Gupta And Vijendra Bangar	B-73, Prem Path, Rajendra Marg, Babu Nagar, Japiur-302015	Equity	84700	847000
23	23	Surendra Mohan Gupta Huf	B-73, Prem Path, Rajendra Marg, Babu Nagar, Japiur-302015	Equity	100	1000
24	24	Vijendra Bangar Huf	B-73, Prem Path, Rajendra Marg, Babu Nagar, Japiur-302015	Equity	10000	100000
25	26	Vaibhav Sharma	37, Goverdhan Colony, Ward No 23, New Sanganer Road, Sodala Jaipur-302019	Equity	122583	1225830
26	27	Aman Agarwal	4, Fatehpura, Opp. Batheda House, Girwa, Udaipur-313001	Equity	10000	100000
27	28	Bhawani Shankar Swami	345, Bhuwalaka Kothi ke Pass Ward Number-4, Ratanghar, Churu-331022	Equity	20000	200000
28	29	Chandrakala Sharma	C-310, Nirman Nagar, Ajmer Road, Jaipur-302019	Equity	3851	38510
29	30	Chandrakanta Mehta	2740, Ground Floor, Block F, Ansal Sushant City, Panipat, Haryana-132103	Equity	20000	200000
30	31	Devendra Nath Pareek	S 80 Raj Anagan, Haldi Ghati Marg, Pratap Nagar, Sanganer, Jaipur-302033	Equity	500	5000
31	32	Gayatri Pareek	S 80 Raj Anagan, Haldi Ghati Marg, Pratap Nagar, Sanganer, Jaipur-302033	Equity	500	5000
32	33	Ghan Shyam Sharma	A-21, Sain Colony, Power House Road, Near Railway Station, Banipark, Jaipur-302006	Equity	100	1000
33	34	Hansa Joshi	6 Mittal Colony, Ajmer Road, Sodala, Jaipur-302006	Equity	100	1000
34	35	Jai Prakash Gupta Karta of Jai Prakash Gupta HUF	109, Keshav Vihar, Gopalpura Bypass, Jaipur-302018	Equity	100	1000
35	36	Jai Pal Meel	A-131, Balmiki Marg, Hanuman Nagar, Vaishali Nagar, Jaipur-302021	Equity	20000	200000
36	37	Kamal Kumar Gupta	1/591, Jindal House, Vidyadhar Nagar, Jaipur-302039	Equity	50	500
37	38	Kanwal Jit Kaur	F-23, Streer No.-5, Near Gyan Jyoti School, Tilak Nagar, West Delhi-110018	Equity	15000	150000
38	39	Kedar Sharma	A1404, Salarpuria Seniorita, Sarjapura road, Opp. Wipro Office, Kaikondahalli, Bengaluru, Karnataka-560035	Equity	10000	100000
39	40	Kushvinder Singh	F-23, Streer No.-5, Near Gyan Jyoti School, Tilak Nagar, West Delhi-110018	Equity	10000	100000
40	41	Mahesh Kumar Lokanda	30, Jamuna dairy, Sodala, Ajmer road, Jaipur-302006	Equity	100	1000
41	42	Meera Sharma	25, Dhuleshwar Garden, C-Sheme, Jaipur-302001	Equity	2500	25000
42	43	Munish Sharma	25, Dhuleshwar Garden, Sardar Patel Marg, C-Sheme, Jaipur-302001	Equity	5000	50000
43	44	Nitin Sharma	C-310, Nirman Nagar, Ajmer Road Jaipur-302019	Equity	10000	100000



44	45	Paramveer Sharma	Kasumbi, Alipur, Nagaur, RJ-341304	Equity	100	1000
45	46	Rachna Meel	A-131, Balmiki Marg, Hanuman Nagar, Khatipura, Jhotwara, Jaipur-302021	Equity	20000	200000
46	47	Rahul Sharma	C-310, Nirman Nagar, Ajmer Road Jaipur-302019	Equity	5000	50000
47	48	Raj Kumar Sharma Huf	37, Goverdhan Colony, Ward No 23, New Sanganer Road, Sodala Jaipur-302019	Equity	100	1000
48	49	Rajeev Lochan Sharma	25, Dhuleshwar Garden, Sardar Patel Marg, C-Sheme, Jaipur-302001	Equity	15000	150000
49	50	Rekha Sharma	16, Roop Vihar A, Near D R M Railway Office, Malviya Nagar, Jaipur-302017	Equity	189	1890
50	51	Ritu Gupta	109, Sai Path, Behind ridhi Sidhi, Keshav Vihar, Gopalpura Bypass, Jaipur-302018	Equity	100	1000
51	52	Sailesh Pradhan	38, Shiv Path, Suraj Nagar West, Civil Lines, Jaipur-302006	Equity	100	1000
52	53	Sandeep Mishra	3/172, Shivam Apartment, Jawahar Nagar, Jaipur-302004	Equity	50	500
53	54	Shankar Lal Sharma	25, Dhuleshwar Garden, Sardar Patel Marg, C-Sheme, Jaipur-302001	Equity	20000	200000
54	55	Sharad Agarwal	15, Jagdamba Colony, Dehar ke Balaji, Jaipur-30203915, Jagdamba Colony, Dehar ke Balaji, Jaipur-302039	Equity	50	500
55	56	Surendra Kumar Lohiya	B-85, Prince Road Bhan Nagar, Near Vidhyut Nagar, Jaipur-302021	Equity	100	1000
56	57	Sharmila Sharma	B-20, Shilpa Colony, Jhotwara, Jaipur-302012	Equity	666	6660
57	58	Vijay Kumar Khunteta	157, Ginnar Colony Scheme, 16-A Gandhi Path, Vaishali Nagar, Jaipur-302021	Equity	5000	50000
58	59	Vijay Pareek	A-317, Vidhut Nagar, Ajmer Road, Vaishali Nagar, Jaipur-302021	Equity	200	2000
59	60	Yogesh Kumar Aggarwal	A 149, Vivek Vihar, Phase-2, Jhilmil H.O, East Delhi-110095	Equity	50000	500000
			<b>Total</b>	<b>Equity</b>	<b>2461667</b>	<b>24616670</b>

By the order of the Board of Directors  
FOR FOX CAPITAL PRIVATE LIMITED

  
  
**(PAWAN KUMAR SHARMA)**  
 Whole-Time Director  
 DIN:01001836

  
  
**(RAKESH SHARMA)**  
 Managing Director  
 DIN: 06565879